



SUPPORT CLASS RESULTS

AUSTRALIAN SUPERSPORT 300 CHAMPIONSHIP

Date: **21/02/19**
 Event: **P01**
 Weather: **Cloudy - Temp: 20.1C**
 Track: **Dry - Temp: 29.5C**

Free Practice 1

Started at: **13:50:28**
 Laps: **30 Min**
 Starters: **34**
 Printed at: **14:31**

CLASSIFICATION

Pos	No	Name	Machine	Fastest Lap	On Lap	Behind Prev	Behind Leader	Top Speed
1	27	Max STAUFFER (NSW) / Yamaha / YRD / Shark Leathers / Racers Edge	Yamaha R3 321	1:49.526	12 of 16			193
2	81	Senna AGIUS (NSW) / Schuberth / Held / Bikebiz Kawasaki	Kawasaki EX 400	1:50.659	5 of 16	1.133	1.133	191
3	151	Locky TAYLOR (QLD) / Yamaha / Rustic Flooring / Shark Leathers	Yamaha R3 321	1:51.103	14 of 15	.444	1.577	188
4	43	Harry KHOURI (NSW) / Excite Motorsports / Shark Leathers / Motonation	Yamaha R3 321	1:51.129	5 of 14	.026	1.603	188
5	57	Seth CRUMP (QLD) / Rock Oil / KTM	KTM RC 390	1:51.217	14 of 16	.088	1.691	187
6	32	Dylan WHITESIDE (VIC) / Mark Lamont / The Grinning Edge	Kawasaki EX 300	1:51.337	13 of 15	.120	1.811	189
7	333	Yannis SHAW (NSW) / WRP Bridgestone / Select Fresh Providores	Kawasaki EX 400	1:51.629	14 of 15	.292	2.103	189
8	308	John LYTRAS (QLD) / Caboolture Yamaha / Jekyl & Hyde	Yamaha R3 321	1:51.705	11 of 13	.076	2.179	184
9	72	Benjamin BAKER (NSW) / Jekyl & Hyde / SCK Excavation / Motostats	Yamaha R3 321	1:52.046	12 of 12	.341	2.520	191
10	97	Peter NERLICH (VIC) / TCN Racing	Kawasaki EX 400	1:52.376	14 of 14	.330	2.850	190
11	31	Travis HALL (QLD) / Stitchsmith / Ricondi	Yamaha R3 321	1:52.387	12 of 12	.011	2.861	187
12	87	Zac LEVY (QLD) / Demmery Motorsport Yamaha	Yamaha R3 321	1:52.487	15 of 15	.100	2.961	192
13	20	Hunter FORD (NSW) / Yamaha / YRD / Held Aus / Schuberth Aus	Yamaha R3 321	1:52.748	3 of 5	.261	3.222	189
14	30	Stephany KAPILAWI-JAMES (QLD)	Kawasaki EX 300	1:52.800	14 of 14	.052	3.274	191
15	28	Tayla RELPH (QLD) / Kawasaki BC Performance	Kawasaki EX 400	1:53.102	10 of 13	.302	3.576	189
16	58	Mitch KUHNE (QLD) / Shark Leathers / Nolan Helmets / Phiesh ink / Liquimoly	Yamaha R3 321	1:53.107	15 of 15	.005	3.581	187
17	25	Luke JHONSTON (NSW) / Motul / Davis Bikaworx / MotoGarage	Yamaha R3 321	1:53.161	16 of 16	.054	3.635	185
18	355	Laura BROWN (NSW) / WNR	Yamaha R3 321	1:53.287	10 of 14	.126	3.761	188
19	47	Zylas BUNTING (NSW) / Shark Leathers	Yamaha R3 321	1:53.882	13 of 14	.595	4.356	188
20	56	Jesse WOODS (TAS) / JDS Moto	Yamaha R3 321	1:54.035	12 of 16	.153	4.509	181
21	22	Keegan PICKERING (NSW) / Sport Savvy Australian / Jekyl & Hyde	Yamaha R3 321	1:54.348	14 of 15	.313	4.822	184
22	33	Grace POUTCH (VIC) / Aark Suspension & Tuning / SC Project Oceanic	Kawasaki EX 400	1:54.826	13 of 14	.478	5.300	190

Scott Laing
 Chief Time Keeper - Scott Laing


Tom Williams
 Clerk of Course - Tom Williams



Computime Race Timing Systems Pty Ltd © 1996
 Licensed to Computime Race Timing Systems

COMPUTIME RACE TIMING SYSTEMS PTY LTD
www.computime.com.au

E-mail: scott@computime.com.au / Ph: 0418 17 13 17





SUPPORT CLASS RESULTS
AUSTRALIAN SUPERSPORT 300 CHAMPIONSHIP

Date: 21/02/19
 Event: P01
 Weather: Cloudy - Temp: 20.1C
 Track: Dry - Temp: 29.5C

Free Practice 1


Started at: 13:50:28
 Laps: 30 Min
 Starters: 34
 Printed at: 14:31

CLASSIFICATION

Pos	No	Name	Machine	Fastest Lap	On Lap	Behind Prev	Behind Leader	Top Speed
23	282	Cameron AGOSTINI (NT) / Territory 3 Racing	Yamaha R3 321	1:55.207	9 of 15	.381	5.681	180
24	89	Kristian AGOSTINI (NT) / Territory 3 Racing	Yamaha R3 321	1:57.530	15 of 15	2.323	8.004	175
25	15	Bronson Joel PICKETT (WA)	Yamaha R3 321	1:57.978	10 of 12	.448	8.452	169
26	437	Hayden STIFF (NSW) / Proworx / Blayney Motorcycles	Kawasaki EX 300	1:58.482	10 of 10	.504	8.956	174
27	131	Adam COX (QLD)	KTM RC 390	1:58.930	10 of 11	.448	9.404	174
28	35	Ben ANGELIDIS (ACT) / Proworx / Blayney Motorcycles	Yamaha R3 321	1:59.906	14 of 14	.976	10.380	167
29	46	Lachlan O'BRIEN (NT) / Territory 3 Racing	Yamaha R3 321	2:00.722	14 of 14	.816	11.196	171
30	40	Jeremy CZMOK (VIC) / Dins Dins Pet Food	KTM RC 390	2:01.201	5 of 6	.479	11.675	174
31	111	Wayne BATSON (SA) / S.A Motorcycles / PSY Racing	Kawasaki EX 300	2:02.803	9 of 9	1.602	13.277	170
32	14	Sarah FAIRBROTHER (QLD) / The Motorcycle Sportsmen	Yamaha R3 321	2:04.472	14 of 14	1.669	14.946	176
33	19	Craig WHITE (NSW) / WRP Bridgestone	Kawasaki EX 400	2:05.054	5 of 7	.582	15.528	167
Not enough laps								
NC	10	Callum O'BRIEN (WA) / Kawasaki BC Performance	Kawasaki EX 400	.000	0 of 0		-1:49.526	

Current best lap for SS300 class - 1:48.821 by Tommy EDWARDS (NSW) on a Yamaha R3 321 set on 07/10/17


 Chief Time Keeper - Scott Laing


 Clerk of Course - Tom Williams



Computime Race Timing Systems Pty Ltd © 1996
 Licensed to Computime Race Timing Systems

COMPUTIME RACE TIMING SYSTEMS PTY LTD
www.computime.com.au

E-mail: scott@computime.com.au / Ph: 0418 17 13 17





SUPPORT CLASS RESULTS

AUSTRALIAN SUPERSPORT 300 CHAMPIONSHIP

Date: 21/02/19
 Event: P01
 Weather: Cloudy - Temp: 20.1C
 Track: Dry - Temp: 29.5C

Free Practice 1

Started at: 13:50:28
 Laps: 30 Min
 Starters: 34
 Printed at: 14:31

LAP TIMES

No	Name	Lap 1	Lap 2	Lap 3	Lap 4	Lap 5	Lap 6	Lap 7	Lap 8	Lap 9	Lap 10
14	Sarah FAIRBROTHER (QLD)	2:08.341	2:06.949	2:06.646	2:07.982	2:06.139	2:05.800	2:05.020	2:05.318	2:05.118	2:05.320
	10	2:06.823	2:05.750	2:04.536	2:04.472						
15	Bronson Joel PICKETT (WA)	2:34.704	2:20.771	2:16.478	2:01.902	3:17.405	2:07.469	1:59.721	2:00.459	1:58.051	1:57.978
	10	2:05.652	2:00.199								
19	Craig WHITE (NSW)	2:10.445	2:05.618	2:05.515	2:05.818	2:05.054	3:21.063	2:15.043			
20	Hunter FORD (NSW)	1:55.123	1:53.098	1:52.748	1:54.178	6:06.689					
22	Keegan PICKERING (NSW)	1:59.725	2:01.050	2:01.297	1:56.484	1:55.923	1:56.304	1:55.883	1:55.487	1:54.535	1:55.229
	10	1:54.509	2:51.692	2:00.557	1:54.348	1:54.510					
25	Luke JHONSTON (NSW)	1:59.137	1:57.727	1:58.788	1:55.499	1:56.102	1:55.427	1:55.030	1:54.839	1:54.563	1:54.595
	10	1:54.407	1:54.592	1:54.206	1:57.567	1:53.252	1:53.161				
27	Max STAUFFER (NSW)	1:56.486	1:53.325	1:51.917	1:51.357	1:51.384	1:51.703	1:54.425	1:50.903	1:50.271	1:50.453
	10	1:49.887	1:49.526	1:50.550	1:49.965	1:50.219	1:50.367				
28	Tayla RELPH (QLD)	2:01.080	1:55.640	1:54.744	1:54.433	1:54.655	4:16.142	1:57.617	1:54.741	1:53.768	1:53.102
	10	5:04.250	1:57.670	1:53.615							
30	Stephany KAPILAWI-JAMES (QLD)	2:02.871	1:59.074	1:57.531	1:56.305	1:56.761	3:28.231	2:53.595	2:02.747	1:55.502	1:55.458
	10	1:55.313	1:53.949	1:53.846	1:52.800						
31	Travis HALL (QLD)	1:56.674	2:37.783	8:44.826	1:54.602	1:53.994	1:53.049	1:52.409	1:52.887	2:06.009	2:04.265
	10	1:54.440	1:52.387								
32	Dylan WHITESIDE (VIC)	1:56.427	1:54.932	1:55.241	1:54.346	1:53.717	1:53.386	1:53.036	1:54.065	3:01.202	2:11.372
	10	1:52.040	1:52.675	1:51.337	1:52.090	1:52.258					
33	Grace POUTCH (VIC)	1:59.326	1:58.173	1:57.256	1:56.330	1:55.959	1:56.331	4:42.158	2:02.172	1:57.917	1:55.942
	10	1:55.127	1:54.930	1:54.826	1:57.633						
35	Ben ANGELIDIS (ACT)	2:05.479	2:03.197	2:01.311	2:02.390	2:02.975	2:01.509	2:00.894	2:01.488	2:02.107	2:01.633
	10	2:59.461	2:02.832	2:00.778	1:59.906						
40	Jeremy CZMOK (VIC)	2:03.742	2:03.386	2:04.147	2:02.970	2:01.201	2:01.624				
43	Harry KHOURI (NSW)	1:56.759	1:55.029	1:53.217	1:52.387	1:51.129	1:51.622	3:15.517	2:01.940	1:56.075	1:54.736
	10	3:55.958	2:14.744	1:53.331	1:53.102						
46	Lachlan O'BRIEN (NT)	2:04.355	2:02.488	2:00.963	2:01.530	2:01.082	2:01.846	2:00.773	2:01.753	3:58.593	2:00.949
	10	2:02.225	2:02.769	2:02.424	2:00.722						
47	Zylas BUNTING (NSW)	1:57.575	1:55.829	1:55.045	1:54.997	1:54.037	1:54.320	1:55.108	4:56.276	2:03.384	1:54.818
	10	1:55.098	1:54.479	1:53.882	1:54.360						
56	Jesse WOODS (TAS)	1:59.098	2:00.207	1:58.075	1:57.063	1:56.721	1:55.336	1:56.016	1:55.997	1:55.807	1:55.373
	10	1:54.250	1:54.035	1:54.265	1:55.576	1:55.977	1:54.469				
57	Seth CRUMP (QLD)	1:56.462	1:53.727	1:53.201	1:52.681	1:53.542	1:52.797	2:44.021	1:57.164	1:53.904	1:51.660
	10	1:52.486	1:56.727	1:51.780	1:51.217	1:51.729	1:52.303				
58	Mitch KUHNE (QLD)	1:57.384	1:55.972	1:54.596	1:55.303	1:57.351	1:54.967	1:54.132	1:53.863	3:02.201	2:00.587

Scott Laing
 Chief Time Keeper - Scott Laing


Tom Williams
 Clerk of Course - Tom Williams



Computime Race Timing Systems Pty Ltd © 1996
 Licensed to Computime Race Timing Systems

COMPUTIME RACE TIMING SYSTEMS PTY LTD
www.computime.com.au

E-mail: scott@computime.com.au / Ph: 0418 17 13 17





SUPPORT CLASS RESULTS

AUSTRALIAN SUPERSPORT 300 CHAMPIONSHIP

Date: 21/02/19
 Event: P01
 Weather: Cloudy - Temp: 20.1C
 Track: Dry - Temp: 29.5C

Free Practice 1

Started at: 13:50:28
 Laps: 30 Min
 Starters: 34
 Printed at: 14:31

LAP TIMES

No	Name	Lap 1	Lap 2	Lap 3	Lap 4	Lap 5	Lap 6	Lap 7	Lap 8	Lap 9	Lap 10	
		10	1:54.998	1:54.621	1:54.606	1:53.454	1:53.107					
72	Benjamin BAKER (NSW)		1:56.400	1:53.510	1:52.612	1:55.563	1:54.938	1:53.324	1:53.284	1:54.682	1:53.222	1:53.496
		10	1:56.507	1:52.046								
81	Senna AGIUS (NSW)		1:55.486	1:52.149	1:53.388	1:52.392	1:50.659	1:52.015	2:46.836	1:58.704	2:07.854	1:51.777
		10	1:51.356	1:57.710	1:51.898	1:51.213	1:51.654	1:51.618				
87	Zac LEVY (QLD)		1:54.950	1:53.397	1:52.693	1:55.695	1:54.550	2:56.989	2:01.221	1:54.046	2:59.160	1:58.767
		10	1:53.081	1:53.754	1:53.049	1:54.685	1:52.487					
89	Kristian AGOSTINI (NT)		2:01.769	2:03.081	2:01.094	2:00.112	1:59.958	2:01.383	2:00.024	2:00.592	2:00.209	1:59.616
		10	1:58.282	2:01.592	2:00.294	1:57.997	1:57.530					
97	Peter NERLICH (VIC)		1:54.746	1:53.175	1:52.870	1:53.015	1:53.556	2:00.578	5:59.141	1:58.936	1:55.276	1:52.957
		10	1:53.809	1:53.249	1:52.641	1:52.376						
111	Wayne BATSON (SA)		2:06.779	2:04.911	2:05.006	2:06.679	2:03.138	2:05.703	2:03.290	2:03.064	2:02.803	
131	Adam COX (QLD)		2:00.915	2:02.394	2:00.160	1:59.739	1:59.818	7:21.559	1:59.331	1:59.109	1:59.479	1:58.930
		10	2:06.624									
151	Locky TAYLOR (QLD)		1:55.712	1:54.531	1:52.236	1:55.303	1:53.306	2:55.117	2:02.152	1:53.307	1:52.680	2:09.438
		10	1:57.788	1:52.298	1:51.312	1:51.103	1:51.300					
282	Cameron AGOSTINI (NT)		1:58.022	1:56.383	1:56.539	1:58.478	1:55.715	1:56.394	1:56.152	1:55.724	1:55.207	1:55.830
		10	1:56.254	1:56.775	1:57.368	1:57.243	2:11.611					
308	John LYTRAS (QLD)		1:56.893	2:04.528	1:54.964	2:28.490	1:53.842	1:54.418	1:54.289	4:54.040	1:52.441	1:54.134
		10	1:51.705	1:52.769	1:52.419							
333	Yannis SHAW (NSW)		1:55.515	1:53.379	1:52.799	1:53.420	1:52.817	1:52.472	1:52.456	3:14.726	2:10.682	1:52.258
		10	1:51.632	1:51.900	1:52.416	1:51.629	1:51.742					
355	Laura BROWN (NSW)		1:54.348	1:53.895	1:54.631	1:53.585	1:55.944	1:54.896	1:53.987	3:42.639	1:57.968	1:53.287
		10	1:54.124	1:53.356	1:53.866	1:53.740						
437	Hayden STIFF (NSW)		2:04.177	2:02.479	2:01.743	2:00.220	2:00.183	1:59.527	1:58.697	1:59.136	1:59.406	1:58.482

Scott Laing
 Chief Time Keeper - Scott Laing


Tom Williams
 Clerk of Course - Tom Williams



Computime Race Timing Systems Pty Ltd © 1996
 Licensed to Computime Race Timing Systems

COMPUTIME RACE TIMING SYSTEMS PTY LTD
www.computime.com.au

E-mail: scott@computime.com.au / Ph: 0418 17 13 17





SUPPORT CLASS RESULTS

AUSTRALIAN SUPERSPORT 300 CHAMPIONSHIP

Date: 21/02/19
 Event: P01
 Weather: Cloudy - Temp: 20.1C
 Track: Dry - Temp: 29.5C

Free Practice 1

Started at: 13:50:28
 Laps: 30 Min
 Starters: 34
 Printed at: 14:31

SPLIT TIMES

Lap	Split 1	Split 2	Split 3	Split 4	Lap Time	Spd	Lap	Split 1	Split 2	Split 3	Split 4	Lap Time	Spd
14 Sarah FAIRBROTHER (QLD) (32th)							4	27.579	33.017	21.562	32.020	1:54.178	176
1	32.073	36.398	24.962	34.908	2:08.341	165	5	27.623	4:42.706	23.217	33.143	6:06.689	177
2	31.302	35.911	24.537	35.199	2:06.949	163	22 Keegan PICKERING (NSW) (21th)						
3	31.025	36.185	24.043	35.393	2:06.646	166	1	29.149	34.889	22.481	33.206	1:59.725	178
4	32.039	37.084	24.059	34.800	2:07.982	158	2	28.762	37.019	22.317	32.952	2:01.050	177
5	31.316	36.014	24.500	34.309	2:06.139	168	3	28.426	34.817	24.984	33.070	2:01.297	176
6	30.650	36.143	24.227	34.780	2:05.800	174	4	28.163	34.062	22.023	32.236	1:56.484	178
7	30.818	35.853	23.693	34.656	2:05.020	169	5	27.989	34.035	21.899	32.000	1:55.923	178
8	31.258	35.606	23.889	34.565	2:05.318	168	6	28.099	33.534	22.037	32.634	1:56.304	184
9	31.051	35.914	24.073	34.080	2:05.118	168	7	28.106	33.880	21.775	32.122	1:55.883	174
10	30.909	36.245	23.555	34.611	2:05.320	165	8	28.065	33.590	21.570	32.262	1:55.487	174
11	31.193	35.955	25.017	34.658	2:06.823	168	9	28.050	33.146	21.572	31.767	1:54.535	172
12	30.949	36.178	24.442	34.181	2:05.750	163	10	27.815	33.446	22.062	31.906	1:55.229	178
13	31.256	35.681	23.842	33.757	2:04.536	169	11	27.951	33.283	21.494	31.781	1:54.509	173
14	30.250	35.905	23.689	34.628	2:04.472	176	12	32.937	34.041	24.353	1:20.361	2:51.692	165
15 Bronson Joel PICKETT (WA) (25th)							13	32.330	34.382	22.071	31.774	2:00.557 P	
1	34.097	52.855	28.408	39.344	2:34.704	147	14	27.764	33.379	21.611	31.594	1:54.348	179
2	34.321	40.054	27.899	38.497	2:20.771	141	15	27.912	33.186	21.585	31.827	1:54.510	175
3	34.034	40.231	25.441	36.772	2:16.478	143	25 Luke JHONSTON (NSW) (17th)						
4	29.933	34.796	23.119	34.054	2:01.902	162	1	29.658	34.367	22.312	32.800	1:59.137	174
5	29.589	46.723	23.851	1:37.242	3:17.405	164	2	28.638	34.250	21.984	32.855	1:57.727	180
6	35.335	35.276	23.396	33.462	2:07.469 P		3	28.285	35.375	22.052	33.076	1:58.788	181
7	29.536	34.294	22.652	33.239	1:59.721	164	4	27.615	33.312	21.914	32.658	1:55.499	185
8	29.371	35.477	22.617	32.994	2:00.459	163	5	28.174	33.410	22.146	32.372	1:56.102	178
9	28.780	33.813	22.355	33.103	1:58.051	166	6	28.513	32.740	21.699	32.475	1:55.427	178
10	28.798	33.506	22.631	33.043	1:57.978	168	7	27.905	32.992	21.703	32.430	1:55.030	176
11	29.518	38.940	23.697	33.497	2:05.652	163	8	27.995	33.274	21.458	32.112	1:54.839	175
12	28.265	33.655	22.455	35.824	2:00.199	169	9	27.653	32.848	21.780	32.282	1:54.563	180
19 Craig WHITE (NSW) (33th)							10	27.831	32.860	21.715	32.189	1:54.595	175
1	33.281	37.767	23.960	35.437	2:10.445	159	11	27.876	32.770	21.504	32.257	1:54.407	174
2	31.541	36.040	23.657	34.380	2:05.618	164	12	27.833	32.662	21.993	32.104	1:54.592	176
3	31.095	35.830	23.551	35.039	2:05.515	165	13	27.903	32.716	21.554	32.033	1:54.206	175
4	31.046	36.501	23.462	34.809	2:05.818	162	14	27.644	34.720	23.453	31.750	1:57.567	176
5	31.119	35.660	23.544	34.731	2:05.054	164	15	27.267	32.668	21.412	31.905	1:53.252	180
6	30.726	36.177	25.085	1:49.075	3:21.063	167	16	27.673	32.443	21.431	31.614	1:53.161	175
7	37.825	37.924	23.422	35.872	2:15.043 P		27 Max STAUFFER (NSW) (1st)						
20 Hunter FORD (NSW) (13th)							1	29.027	34.017	21.742	31.700	1:56.486	174
1	27.674	33.727	21.843	31.879	1:55.123	180	2	27.671	33.634	21.097	30.923	1:53.325	187
2	26.622	33.262	21.756	31.458	1:53.098	189	3	27.165	32.823	20.909	31.020	1:51.917	193
3	26.979	32.859	21.255	31.655	1:52.748	184	4	27.054	32.067	21.066	31.170	1:51.357	183

Scott Laing
 Chief Time Keeper - Scott Laing

Tom Williams
 Clerk of Course - Tom Williams



COMPUTIME RACE TIMING SYSTEMS PTY LTD
www.computime.com.au

E-mail: scott@computime.com.au / Ph: 0418 17 13 17



Computime Race Timing Systems Pty Ltd © 1996
 Licensed to Computime Race Timing Systems



SUPPORT CLASS RESULTS

AUSTRALIAN SUPERSPORT 300 CHAMPIONSHIP

Date: 21/02/19
 Event: P01
 Weather: Cloudy - Temp: 20.1C
 Track: Dry - Temp: 29.5C

Free Practice 1

Started at: 13:50:28
 Laps: 30 Min
 Starters: 34
 Printed at: 14:31

SPLIT TIMES

Lap	Split 1	Split 2	Split 3	Split 4	Lap Time	Spd	Lap	Split 1	Split 2	Split 3	Split 4	Lap Time	Spd	
							31 Travis HALL (QLD) (11th)							
5	27.398	32.255	20.931	30.800	1:51.384	179	1	28.715	34.385	21.923	31.651	1:56.674	181	
6	26.705	31.925	21.154	31.919	1:51.703	187	2	27.232	37.074	24.838	1:08.639	2:37.783	187	
7	28.394	33.527	21.269	31.235	1:54.425	182	3	36.408	7:13.529	22.303	32.586	8:44.826 P		
8	27.160	32.048	20.800	30.895	1:50.903	179	4	27.667	33.112	21.518	32.305	1:54.602	179	
9	26.934	31.791	20.833	30.713	1:50.271	180	5	27.420	32.814	21.505	32.255	1:53.994	179	
10	27.138	32.043	20.655	30.617	1:50.453	181	6	27.370	32.816	21.484	31.379	1:53.049	178	
11	26.863	31.865	20.598	<u>30.561</u>	1:49.887	179	7	<u>27.161</u>	32.475	<u>21.246</u>	31.527	1:52.409	179	
12	<u>26.478</u>	31.846	<u>20.587</u>	30.615	<u>1:49.526</u>	189	8	27.625	32.404	21.307	31.551	1:52.887	174	
13	27.080	<u>31.542</u>	20.755	31.173	1:50.550	182	9	27.668	<u>32.107</u>	21.483	44.751	2:06.009	173	
14	26.623	31.807	20.770	30.765	1:49.965	182	10	27.649	43.217	21.777	31.622	2:04.265	174	
15	26.864	32.039	20.614	30.702	1:50.219	181	11	27.586	34.062	21.646	<u>31.146</u>	1:54.440	175	
16	26.958	31.839	20.786	30.784	1:50.367	179	12	27.385	32.336	21.435	31.231	<u>1:52.387</u>	177	
28 Tayla RELPH (QLD) (15th)														
1	31.140	34.388	22.332	33.220	2:01.080 P									
2	27.937	33.700	21.998	32.005	1:55.640	181								
3	27.653	33.235	21.853	32.003	1:54.744	182								
4	27.621	33.359	21.717	31.736	1:54.433	183								
5	<u>27.194</u>	33.595	21.794	32.072	1:54.655	189								
6	27.677	33.159	22.084	2:53.222	4:16.142	180								
7	30.311	33.535	21.809	31.962	1:57.617 P									
8	27.628	33.570	21.755	31.788	1:54.741	180								
9	27.477	33.072	21.598	31.621	1:53.768	182								
10	27.316	<u>32.768</u>	21.582	<u>31.436</u>	<u>1:53.102</u>	180								
11	28.736	33.032	22.859	3:39.623	5:04.250	184								
12	30.815	33.489	<u>21.482</u>	31.884	1:57.670 P									
13	27.569	32.880	21.579	31.587	1:53.615	181								
30 Stephany KAPILAWI-JAMES (QLD) (14th)														
1	30.166	34.951	23.946	33.808	2:02.871	177								
2	29.202	34.231	22.894	32.747	1:59.074	179								
3	29.158	33.264	22.536	32.573	1:57.531	179								
4	28.339	33.419	22.112	32.435	1:56.305	180								
5	28.433	34.570	21.968	31.790	1:56.761	179								
6	27.756	33.278	22.340	2:04.857	3:28.231	188								
7	33.723	33.871	22.289	1:23.712	2:53.595 P									
8	33.237	33.979	22.279	33.252	2:02.747 P									
9	28.122	33.712	21.618	32.050	1:55.502	187								
10	28.077	33.310	21.564	32.507	1:55.458	185								
11	28.391	33.317	21.725	31.880	1:55.313	181								
12	27.875	33.267	21.599	<u>31.208</u>	1:53.949	185								
13	<u>27.059</u>	33.190	21.886	31.711	1:53.846	191								
14	27.515	<u>32.641</u>	<u>21.277</u>	31.367	<u>1:52.800</u>	188								
32 Dylan WHITESIDE (VIC) (6th)														
							1	28.299	33.584	22.065	32.479	1:56.427	178	
							2	27.572	33.388	21.678	32.294	1:54.932	184	
							3	27.369	33.577	21.904	32.391	1:55.241	185	
							4	27.489	33.163	21.647	32.047	1:54.346	179	
							5	27.456	32.941	21.551	31.769	1:53.717	180	
							6	27.325	32.836	21.544	31.681	1:53.386	181	
							7	27.334	32.552	21.417	31.733	1:53.036	186	
							8	27.541	32.700	21.283	32.541	1:54.065	179	
							9	27.402	32.632	21.606	1:39.562	3:01.202	180	
							10	36.566	41.565	21.453	31.788	2:11.372 P		
							11	27.098	32.322	<u>21.065</u>	31.555	1:52.040	182	
							12	27.142	32.767	21.335	31.431	1:52.675	182	
							13	26.965	<u>32.060</u>	21.066	<u>31.246</u>	<u>1:51.337</u>	181	
							14	<u>26.562</u>	32.569	21.151	31.808	1:52.090	189	
							15	26.843	32.625	21.272	31.518	1:52.258	181	
33 Grace POUTCH (VIC) (22th)														
							1	29.411	34.753	22.211	32.951	1:59.326	180	
							2	28.227	34.705	22.381	32.860	1:58.173	189	
							3	28.236	34.039	21.978	33.003	1:57.256	185	
							4	28.309	33.815	21.977	32.229	1:56.330	184	
							5	28.316	33.737	21.953	31.953	1:55.959	183	
							6	28.096	33.637	22.113	32.485	1:56.331	183	
							7	28.182	33.884	22.002	3:18.090	4:42.158	181	
							8	32.378	34.495	22.111	33.188	2:02.172 P		
							9	28.339	34.329	22.467	32.782	1:57.917	184	
							10	28.637	33.905	21.442	31.958	1:55.942	179	
							11	27.988	33.365	21.760	32.014	1:55.127	186	

Scott Laing
 Chief Time Keeper - Scott Laing


Tom Williams
 Clerk of Course - Tom Williams



Computime Race Timing Systems Pty Ltd © 1996
 Licensed to Computime Race Timing Systems

COMPUTIME RACE TIMING SYSTEMS PTY LTD
www.computime.com.au

E-mail: scott@computime.com.au / Ph: 0418 17 13 17





SUPPORT CLASS RESULTS

AUSTRALIAN SUPERSPORT 300 CHAMPIONSHIP

Date: 21/02/19
 Event: P01
 Weather: Cloudy - Temp: 20.1C
 Track: Dry - Temp: 29.5C

Free Practice 1

Started at: 13:50:28
 Laps: 30 Min
 Starters: 34
 Printed at: 14:31

SPLIT TIMES

Lap	Split 1	Split 2	Split 3	Split 4	Lap Time	Spd	Lap	Split 1	Split 2	Split 3	Split 4	Lap Time	Spd
12	28.433	33.764	<u>21.367</u>	<u>31.366</u>	1:54.930	190	14	27.628	32.478	21.415	31.581	1:53.102	178
13	<u>27.501</u>	<u>33.237</u>	21.891	32.197	<u>1:54.826</u>	188							
14	28.549	34.315	22.203	32.566	1:57.633	182	46 Lachlan O'BRIEN (NT) (29th)						
							1	31.061	35.596	23.627	34.071	2:04.355	166
							2	30.076	35.149	23.026	34.237	2:02.488	169
35 Ben ANGELIDIS (ACT) (28th)							3	29.532	34.724	22.960	33.747	2:00.963	168
1	30.519	35.819	24.351	34.790	2:05.479	159	4	29.484	34.785	22.873	34.388	2:01.530	165
2	30.322	35.285	23.369	34.221	2:03.197	161	5	29.730	34.695	<u>22.822</u>	33.835	2:01.082	166
3	29.707	34.748	22.901	33.955	2:01.311	161	6	29.700	35.040	23.077	34.029	2:01.846	166
4	29.421	35.073	23.018	34.878	2:02.390	164	7	29.595	34.710	22.942	33.526	2:00.773	166
5	30.133	34.832	23.299	34.711	2:02.975	159	8	<u>29.423</u>	35.028	23.234	34.068	2:01.753	169
6	29.786	34.746	23.046	33.931	2:01.509	162	9	29.742	2:31.451	23.479	33.921	3:58.593	165
7	29.430	<u>34.301</u>	22.799	34.364	2:00.894	165	10	29.618	34.608	22.966	33.757	2:00.949	171
8	29.657	34.988	22.962	33.881	2:01.488	166	11	29.872	34.937	23.220	34.196	2:02.225	167
9	29.969	34.453	23.172	34.513	2:02.107	162	12	30.705	35.240	23.125	33.699	2:02.769	164
10	29.775	34.627	22.909	34.322	2:01.633	156	13	30.885	<u>34.576</u>	23.027	33.936	2:02.424	167
11	29.384	1:32.445	23.463	34.169	2:59.461	162	14	29.660	34.836	23.005	<u>33.221</u>	<u>2:00.722</u>	169
12	29.654	35.005	23.889	34.284	2:02.832	165							
13	29.543	34.549	22.838	33.848	2:00.778	167	47 Zylas BUNTING (NSW) (19th)						
14	<u>29.086</u>	34.473	<u>22.789</u>	<u>33.558</u>	<u>1:59.906</u>	167	1	28.688	34.554	22.383	31.950	1:57.575	178
40 Jeremy CZMOK (VIC) (30th)							2	27.949	33.572	22.063	32.245	1:55.829	184
1		17:56.496	24.677	34.969	18:56.142		3	28.463	33.237	21.701	31.644	1:55.045	179
2	30.856	35.540	23.432	33.914	2:03.742	173	4	<u>27.081</u>	33.093	22.079	32.744	1:54.997	186
3	30.249	35.442	23.739	33.956	2:03.386	174	5	27.517	33.006	21.761	31.753	1:54.037	183
4	30.751	35.380	23.539	34.477	2:04.147	169	6	27.419	33.077	21.804	32.020	1:54.320	188
5	30.602	34.958	23.203	34.207	2:02.970	166	7	27.758	<u>32.905</u>	22.013	32.432	1:55.108	179
6	<u>29.950</u>	35.043	<u>22.962</u>	<u>33.246</u>	<u>2:01.201</u>	172	8	28.177	33.457	22.044	3:32.598	4:56.276	175
7	30.336	<u>34.783</u>	23.001	33.504	2:01.624	173	9	35.783	33.725	21.795	32.081	2:03.384 P	
43 Harry KHOURI (NSW) (4th)							10	27.661	33.222	21.793	32.142	1:54.818	183
1	28.683	33.950	21.822	32.304	1:56.759	181	11	27.962	33.335	21.813	31.988	1:55.098	175
2	28.132	33.236	21.702	31.959	1:55.029	176	12	27.499	33.604	21.883	<u>31.493</u>	1:54.479	177
3	27.504	32.880	21.404	31.429	1:53.217	185	13	27.482	33.243	<u>21.350</u>	31.807	<u>1:53.882</u>	180
4	27.253	32.902	21.185	31.047	1:52.387	182	14	27.198	33.358	21.744	32.060	1:54.360	184
5	27.257	32.217	<u>20.890</u>	<u>30.765</u>	<u>1:51.129</u>	186	56 Jesse WOODS (TAS) (20th)						
6	<u>27.046</u>	<u>31.913</u>	21.246	31.417	1:51.622	188	1	29.071	34.583	22.288	33.156	1:59.098	170
7	28.141	32.509	21.670	1:53.197	3:15.517	182	2	29.458	34.183	22.322	34.244	2:00.207	174
8	33.590	33.986	22.137	32.227	2:01.940 P		3	29.316	33.927	21.952	32.880	1:58.075	174
9	28.367	33.573	21.965	32.170	1:56.075	171	4	28.697	33.677	21.947	32.742	1:57.063	172
10	28.255	33.186	21.510	31.785	1:54.736	173	5	28.975	33.370	21.924	32.452	1:56.721	173
11	27.516	33.174	21.618	2:33.650	3:55.958	178	6	28.580	33.096	21.670	31.990	1:55.336	174
12	33.591	47.951	21.469	31.733	2:14.744 P		7	28.343	33.675	21.748	32.250	1:56.016	178
13	27.791	32.568	21.351	31.621	1:53.331	177	8	28.582	33.450	21.672	32.293	1:55.997	173

Scott Laing
 Chief Time Keeper - Scott Laing

Tom Williams
 Clerk of Course - Tom Williams



Computime Race Timing Systems Pty Ltd © 1996
 Licensed to Computime Race Timing Systems

COMPUTIME RACE TIMING SYSTEMS PTY LTD
www.computime.com.au

E-mail: scott@computime.com.au / Ph: 0418 17 13 17





SUPPORT CLASS RESULTS

AUSTRALIAN SUPERSPORT 300 CHAMPIONSHIP

Date: 21/02/19
 Event: P01
 Weather: Cloudy - Temp: 20.1C
 Track: Dry - Temp: 29.5C

Free Practice 1

Started at: 13:50:28
 Laps: 30 Min
 Starters: 34
 Printed at: 14:31

SPLIT TIMES

Lap	Split 1	Split 2	Split 3	Split 4	Lap Time	Spd	Lap	Split 1	Split 2	Split 3	Split 4	Lap Time	Spd
72 Benjamin BAKER (NSW) (9th)													
9	28.758	33.194	21.678	32.177	1:55.807	174	1	28.886	33.402	22.144	31.968	1:56.400	172
10	28.718	33.244	21.535	31.876	1:55.373	173	2	27.444	33.381	21.655	31.030	1:53.510	191
11	27.994	33.090	21.385	31.781	1:54.250	176	3	27.413	32.862	21.146	31.191	1:52.612	190
12	28.134	32.808	21.375	31.718	1:54.035	176	4	27.432	33.421	22.507	32.203	1:55.563	178
13	27.833	32.742	21.720	31.970	1:54.265	177	5	27.939	33.233	22.001	31.765	1:54.938	179
14	28.133	33.757	21.712	31.974	1:55.576	174	6	27.047	32.839	21.590	31.848	1:53.324	188
15	29.330	33.426	21.485	31.736	1:55.977	181	7	27.506	32.743	21.616	31.419	1:53.284	179
16	28.357	32.777	21.344	31.991	1:54.469	176	8	28.821	33.001	21.332	31.528	1:54.682	179
							9	27.367	32.702	21.517	31.636	1:53.222	181
57 Seth CRUMP (QLD) (5th)													
1	28.654	33.736	21.633	32.439	1:56.462	179	10	27.474	32.502	21.801	31.719	1:53.496	179
2	27.666	32.950	21.434	31.677	1:53.727	180	11	30.520	33.282	21.390	31.315	1:56.507	177
3	27.522	32.932	21.217	31.530	1:53.201	181	12	27.086	32.584	21.073	31.303	1:52.046	183
4	27.300	32.558	21.241	31.582	1:52.681	179							
5	27.552	32.858	21.505	31.627	1:53.542	183	81 Senna AGIUS (NSW) (2nd)						
6	27.316	32.549	21.378	31.554	1:52.797	180	1	28.658	33.606	22.187	31.035	1:55.486	182
7	27.306	32.578	21.324	1:22.813	2:44.021	181	2	27.184	32.549	21.204	31.212	1:52.149	189
8	30.237	33.776	21.592	31.559	1:57.164 P		3	27.430	32.493	21.446	32.019	1:53.388	185
9	27.523	32.773	21.334	32.274	1:53.904	179	4	27.413	32.983	21.169	30.827	1:52.392	183
10	27.047	32.437	21.091	31.085	1:51.660	185	5	26.486	32.140	21.302	30.731	1:50.659	191
11	27.672	32.572	21.217	31.025	1:52.486	180	6	26.759	31.801	21.254	32.201	1:52.015	186
12	28.440	32.730	23.420	32.137	1:56.727	187	7	28.092	33.427	21.358	1:23.959	2:46.836	186
13	27.009	32.292	21.274	31.205	1:51.780	184	8	32.211	32.670	21.835	31.988	1:58.704 P	
14	27.157	32.076	21.165	30.819	1:51.217	179	9	27.554	46.426	21.856	32.018	2:07.854	182
15	27.082	32.326	21.166	31.155	1:51.729	182	10	27.292	32.494	21.097	30.894	1:51.777	184
16	27.051	32.122	21.945	31.185	1:52.303	181	11	27.208	32.141	21.102	30.905	1:51.356	176
							12	29.335	33.518	22.552	32.305	1:57.710	177
58 Mitch KUHNE (QLD) (16th)													
1	28.617	34.129	22.144	32.494	1:57.384	182	13	27.402	32.135	21.322	31.039	1:51.898	182
2	28.092	33.617	22.119	32.144	1:55.972	187	14	26.769	32.008	21.462	30.974	1:51.213	183
3	27.592	33.506	21.559	31.939	1:54.596	187	15	27.171	32.347	21.143	30.993	1:51.654	182
4	27.858	32.978	21.793	32.674	1:55.303	179	16	26.722	31.903	21.983	31.010	1:51.618	184
5	27.781	33.843	23.930	31.797	1:57.351	180	87 Zac LEVY (QLD) (12th)						
6	27.832	33.369	21.742	32.024	1:54.967	178	1	28.048	33.644	21.435	31.823	1:54.950	182
7	27.733	33.073	21.596	31.730	1:54.132	178	2	27.524	32.977	21.530	31.366	1:53.397	188
8	27.689	33.477	21.395	31.302	1:53.863	186	3	27.291	32.444	21.478	31.480	1:52.693	192
9	27.396	32.760	21.550	1:40.495	3:02.201	183	4	27.222	33.472	22.459	32.542	1:55.695	179
10	33.499	33.549	21.741	31.798	2:00.587 P		5	27.898	32.864	21.919	31.869	1:54.550	183
11	28.154	33.492	21.518	31.834	1:54.998	181	6	27.619	34.101	22.258	1:33.011	2:56.989	179
12	27.597	33.058	21.748	32.218	1:54.621	183	7	33.149	33.802	22.005	32.265	2:01.221 P	
13	28.089	32.835	21.834	31.848	1:54.606	174	8	27.852	32.908	21.581	31.705	1:54.046	174
14	27.333	32.655	21.520	31.946	1:53.454	180	9	27.810	33.489	21.634	1:36.227	2:59.160	175
15	27.254	32.525	21.495	31.833	1:53.107	181	10	31.875	33.388	21.592	31.912	1:58.767 P	

Scott Laing
 Chief Time Keeper - Scott Laing


Tom Williams
 Clerk of Course - Tom Williams



Computime Race Timing Systems Pty Ltd © 1996
 Licensed to Computime Race Timing Systems

COMPUTIME RACE TIMING SYSTEMS PTY LTD
www.computime.com.au

E-mail: scott@computime.com.au / Ph: 0418 17 13 17





SUPPORT CLASS RESULTS

AUSTRALIAN SUPERSPORT 300 CHAMPIONSHIP

Date: 21/02/19
 Event: P01
 Weather: Cloudy - Temp: 20.1C
 Track: Dry - Temp: 29.5C

Free Practice 1

Started at: 13:50:28
 Laps: 30 Min
 Starters: 34
 Printed at: 14:31

SPLIT TIMES

Lap	Split 1	Split 2	Split 3	Split 4	Lap Time	Spd	Lap	Split 1	Split 2	Split 3	Split 4	Lap Time	Spd
11	27.457	32.818	21.340	31.466	1:53.081	178	4	29.661	35.733	23.123	38.162	2:06.679	170
12	27.384	32.978	21.583	31.809	1:53.754	182	5	30.058	35.524	23.043	34.513	2:03.138	161
13	27.536	32.893	21.294	31.326	1:53.049	179	6	29.902	35.504	23.347	36.950	2:05.703	161
14	28.328	33.007	21.452	31.898	1:54.685	174	7	29.811	35.605	23.044	34.830	2:03.290	161
15	27.456	32.460	21.252	31.319	1:52.487	176	8	30.060	35.640	23.088	34.276	2:03.064	160
							9	29.736	35.590	23.100	34.377	2:02.803	161
89 Kristian AGOSTINI (NT) (24th)							131 Adam COX (QLD) (27th)						
1	29.871	35.045	23.059	33.794	2:01.769	172	1	29.294	35.031	22.739	33.851	2:00.915	170
2	29.363	35.390	23.391	34.937	2:03.081	172	2	29.178	35.411	23.369	34.436	2:02.394	174
3	29.837	34.725	22.823	33.709	2:01.094	170	3	29.384	34.643	22.556	33.577	2:00.160	170
4	29.002	34.517	22.711	33.882	2:00.112	171	4	29.086	34.626	22.572	33.455	1:59.739	168
5	29.213	34.196	22.633	33.916	1:59.958	171	5	29.334	34.438	22.483	33.563	1:59.818	168
6	29.820	34.910	23.102	33.551	2:01.383	171	6	32.333	5:52.518	23.322	33.386	7:21.559	143
7	29.237	34.399	22.522	33.866	2:00.024	171	7	28.790	34.256	22.682	33.603	1:59.331	168
8	29.521	35.065	22.347	33.659	2:00.592	171	8	29.370	34.268	22.169	33.302	1:59.109	169
9	29.104	34.480	23.026	33.599	2:00.209	170	9	28.996	34.219	22.433	33.831	1:59.479	169
10	28.970	34.554	22.404	33.688	1:59.616	173	10	29.236	34.093	22.256	33.345	1:58.930	166
11	28.442	34.027	22.310	33.503	1:58.282	175	11	33.702	35.815	22.990	34.117	2:06.624	151
12	28.777	35.027	22.736	35.052	2:01.592	171							
13	29.008	34.517	23.050	33.719	2:00.294	169	151 Locky TAYLOR (QLD) (3rd)						
14	28.451	33.933	22.149	33.464	1:57.997	173	1	27.974	34.003	21.837	31.898	1:55.712	182
15	28.490	33.722	22.155	33.163	1:57.530	172	2	27.481	33.884	21.532	31.634	1:54.531	188
							3	27.227	32.417	21.233	31.359	1:52.236	182
97 Peter NERLICH (VIC) (10th)							4	27.457	32.564	22.092	33.190	1:55.303	181
1	27.695	33.264	22.036	31.751	1:54.746	188	5	27.121	32.418	21.905	31.862	1:53.306	187
2	27.392	32.741	21.682	31.360	1:53.175	190	6	27.933	34.952	21.984	1:30.248	2:55.117	173
3	26.998	32.819	21.660	31.393	1:52.870	188	7	34.596	33.727	21.742	32.087	2:02.152 P	
4	26.552	33.092	21.390	31.981	1:53.015	188	8	27.899	32.451	21.494	31.463	1:53.307	173
5	27.481	32.775	21.567	31.733	1:53.556	182	9	27.289	32.572	21.340	31.479	1:52.680	179
6	30.805	35.898	21.925	31.950	2:00.578	180	10	32.294	41.219	23.805	32.120	2:09.438	175
7	27.721	32.744	21.759	4:36.917	5:59.141	182	11	27.366	36.720	22.290	31.412	1:57.788	183
8	32.632	32.890	21.724	31.690	1:58.936 P		12	27.379	32.089	21.366	31.464	1:52.298	176
9	27.522	34.773	21.441	31.540	1:55.276	179	13	27.401	32.087	21.320	30.504	1:51.312	177
10	27.286	32.586	21.356	31.729	1:52.957	181	14	26.909	32.131	21.161	30.902	1:51.103	182
11	27.666	33.040	21.676	31.427	1:53.809	177	15	27.114	32.065	21.193	30.928	1:51.300	182
12	27.297	32.828	21.525	31.599	1:53.249	180	282 Cameron AGOSTINI (NT) (23th)						
13	27.118	32.376	21.472	31.675	1:52.641	181	1	29.285	33.674	22.482	32.581	1:58.022	169
14	27.193	32.368	21.364	31.451	1:52.376	182	2	28.479	33.199	22.280	32.425	1:56.383	171
111 Wayne BATSON (SA) (31th)							3	28.573	32.943	22.355	32.668	1:56.539	175
1	30.880	36.803	24.102	34.994	2:06.779	164	4	28.479	35.743	22.090	32.166	1:58.478	170
2	30.373	36.174	23.324	35.040	2:04.911	167	5	27.809	34.014	22.138	31.754	1:55.715	174
3	30.486	36.179	23.828	34.513	2:05.006	161							

Scott Laing
 Chief Time Keeper - Scott Laing

Tom Williams
 Clerk of Course - Tom Williams



Computime Race Timing Systems Pty Ltd © 1996
 Licensed to Computime Race Timing Systems

COMPUTIME RACE TIMING SYSTEMS PTY LTD
www.computime.com.au

E-mail: scott@computime.com.au / Ph: 0418 17 13 17





SUPPORT CLASS RESULTS

AUSTRALIAN SUPERSPORT 300 CHAMPIONSHIP

Date: 21/02/19
 Event: P01
 Weather: Cloudy - Temp: 20.1C
 Track: Dry - Temp: 29.5C

Free Practice 1

Started at: 13:50:28
 Laps: 30 Min
 Starters: 34
 Printed at: 14:31

SPLIT TIMES

Lap	Split 1	Split 2	Split 3	Split 4	Lap Time	Spd	Lap	Split 1	Split 2	Split 3	Split 4	Lap Time	Spd
6	27.912	33.564	22.111	32.807	1:56.394	180	11	26.952	32.319	21.245	31.116	1:51.632	188
7	27.997	33.764	22.013	32.378	1:56.152	173	12	26.898	32.345	21.418	31.239	1:51.900	183
8	28.279	33.567	21.918	31.960	1:55.724	171	13	27.116	32.445	21.516	31.339	1:52.416	181
9	28.252	33.020	21.892	32.043	1:55.207	171	14	26.944	32.231	21.272	31.182	1:51.629	184
10	28.283	33.277	22.034	32.236	1:55.830	172	15	27.012	32.241	21.183	31.306	1:51.742	185
11	28.409	33.121	22.113	32.611	1:56.254	169	355 Laura BROWN (NSW) (18th)						
12	28.917	33.128	22.269	32.461	1:56.775	169	1			1:57.500	32.422	2:29.922	
13	28.697	33.418	22.458	32.795	1:57.368	168	2	27.846	33.159	21.601	31.742	1:54.348	188
14	28.827	33.548	22.431	32.437	1:57.243	169	3	27.468	33.190	21.625	31.612	1:53.895	185
15	29.003	46.830	23.172	32.606	2:11.611	169	4	27.911	32.779	21.654	32.287	1:54.631	179
308 John LYTRAS (QLD) (8th)							5	27.786	32.732	21.569	31.498	1:53.585	180
1	29.187	32.891	22.230	32.585	1:56.893	170	6	27.485	33.943	22.001	32.515	1:55.944	181
2	28.775	34.585	27.645	33.523	2:04.528	172	7	28.138	32.915	21.977	31.866	1:54.896	177
3	28.707	32.213	21.867	32.177	1:54.964	168	8	28.082	32.939	21.548	31.418	1:53.987	183
4	28.948	1:05.947	21.894	31.701	2:28.490	171	9	27.656	32.866	21.648	2:20.469	3:42.639	182
5	28.219	32.196	21.664	31.763	1:53.842	177	10	31.503	32.974	21.555	31.936	1:57.968 P	
6	28.242	32.052	21.452	32.672	1:54.418	173	11	27.741	32.384	21.564	31.598	1:53.287	176
7	28.460	32.795	21.519	31.515	1:54.289	170	12	28.160	32.646	21.806	31.512	1:54.124	173
8	28.557	3:32.715	21.583	31.185	4:54.040	173	13	27.833	32.789	21.532	31.202	1:53.356	176
9	26.921	32.674	21.257	31.589	1:52.441	184	14	28.205	32.445	21.534	31.682	1:53.866	180
10	27.951	32.821	21.656	31.706	1:54.134	179	15	28.009	32.508	21.577	31.646	1:53.740	176
11	27.902	31.463	21.237	31.103	1:51.705	171	437 Hayden STIFF (NSW) (26th)						
12	27.420	32.210	21.524	31.615	1:52.769	177	1	30.005	36.227	23.579	34.366	2:04.177	169
13	27.979	31.877	21.362	31.201	1:52.419	173	2	30.180	35.259	23.098	33.942	2:02.479	172
333 Yannis SHAW (NSW) (7th)							3	29.478	35.058	23.267	33.940	2:01.743	171
1	27.728	33.492	22.389	31.906	1:55.515	179	4	29.041	34.776	22.763	33.640	2:00.220	171
2	27.222	32.950	21.742	31.465	1:53.379	183	5	28.887	34.784	22.820	33.692	2:00.183	171
3	26.960	32.557	21.776	31.506	1:52.799	189	6	28.810	34.959	22.680	33.078	1:59.527	172
4	27.108	32.752	21.766	31.794	1:53.420	185	7	28.733	34.277	22.459	33.228	1:58.697	173
5	27.113	32.589	21.797	31.318	1:52.817	182	8	29.033	34.488	22.413	33.202	1:59.136	174
6	27.063	32.530	21.716	31.163	1:52.472	181	9	29.470	34.820	22.303	32.813	1:59.406	161
7	27.056	32.564	21.584	31.252	1:52.456	182	10	28.666	34.286	22.336	33.194	1:58.482	172
8	27.106	32.406	21.380	1:53.834	3:14.726	183							
9	44.049	33.473	21.744	31.416	2:10.682 P								
10	26.986	32.574	21.403	31.295	1:52.258	184							


Scott Laing
 Chief Time Keeper - Scott Laing

Tom Williams
 Clerk of Course - Tom Williams



COMPUTIME RACE TIMING SYSTEMS PTY LTD
www.computime.com.au

E-mail: scott@computime.com.au / Ph: 0418 17 13 17



Computime Race Timing Systems Pty Ltd © 1996
 Licensed to Computime Race Timing Systems



SUPPORT CLASS RESULTS
AUSTRALIAN SUPERSPORT 300 CHAMPIONSHIP

Free Practice 1


Date: 21/02/19
 Event: P01
 Weather: Cloudy - Temp: 20.1C
 Track: Dry - Temp: 29.5C

Started at: 13:50:28
 Laps: 30 Min
 Starters: 34
 Printed at: 14:31

FASTEST LAPS SEQUENCE

Race Time	No	Name	Machine	Fastest Lap	On Lap
2:02.627	56	Jesse WOODS (TAS)	Yamaha R3 321	1:59.098	1
2:24.579	43	Harry KHOURI (NSW)	Yamaha R3 321	1:56.759	1
2:27.252	81	Senna AGIUS (NSW)	Kawasaki EX 400	1:55.486	1
2:28.091	97	Peter NERLICH (VIC)	Kawasaki EX 400	1:54.746	1
4:19.401	81	Senna AGIUS (NSW)	Kawasaki EX 400	1:52.149	2
6:13.425	27	Max STAUFFER (NSW)	Yamaha R3 321	1:51.917	3
8:04.782	27	Max STAUFFER (NSW)	Yamaha R3 321	1:51.357	4
9:55.840	81	Senna AGIUS (NSW)	Kawasaki EX 400	1:50.659	5
17:23.468	27	Max STAUFFER (NSW)	Yamaha R3 321	1:50.271	9
21:03.808	27	Max STAUFFER (NSW)	Yamaha R3 321	1:49.887	11
22:53.334	27	Max STAUFFER (NSW)	Yamaha R3 321	1:49.526	12


 Chief Time Keeper - Scott Laing



 Clerk of Course - Tom Williams



Computime Race Timing Systems Pty Ltd © 1996
 Licensed to Computime Race Timing Systems

COMPUTIME RACE TIMING SYSTEMS PTY LTD
www.computime.com.au

E-mail: scott@computime.com.au / Ph: 0418 17 13 17





SUPPORT CLASS RESULTS

AUSTRALIAN SUPERSPORT 300 CHAMPIONSHIP

Date: 21/02/19
 Event: P01
 Weather: Cloudy - Temp: 20.1C
 Track: Dry - Temp: 29.5C

Free Practice 1

Started at: 13:50:28
 Laps: 30 Min
 Starters: 34
 Printed at: 14:31

BEST PARTIAL TIMES

Pos	Split 1		Split 2		Split 3		Split 4		LAP		Ideal	Fastest
	Name	Time	Name	Time	Name	Time	Name	Time	Name	Time		
1	M. STAUFFER	26.478	J. LYTRAS	31.463	M. STAUFFER	20.587	L. TAYLOR	30.504	M. STAUFFER	1:49.168	1:49.526	
2	S. AGIUS	26.486	M. STAUFFER	31.542	H. KHOURI	20.890	M. STAUFFER	30.561	S. AGIUS	1:50.115	1:50.659	
3	P. NERLICH	26.552	S. AGIUS	31.801	D. WHITESIDE	21.065	S. AGIUS	30.731	H. KHOURI	1:50.614	1:51.129	
4	D. WHITESIDE	26.562	H. KHOURI	31.913	B. BAKER	21.073	H. KHOURI	30.765	L. TAYLOR	1:50.639	1:51.103	
5	H. FORD	26.622	D. WHITESIDE	32.060	S. CRUMP	21.091	S. CRUMP	30.819	J. LYTRAS	1:50.724	1:51.705	
6	Y. SHAW	26.898	L. TAYLOR	32.065	S. AGIUS	21.097	B. BAKER	31.030	D. WHITESIDE	1:50.933	1:51.337	
7	L. TAYLOR	26.909	S. CRUMP	32.076	L. TAYLOR	21.161	J. LYTRAS	31.103	S. CRUMP	1:50.995	1:51.217	
8	J. LYTRAS	26.921	T. HALL	32.107	Y. SHAW	21.183	Y. SHAW	31.116	Y. SHAW	1:51.428	1:51.629	
9	S. CRUMP	27.009	Y. SHAW	32.231	J. LYTRAS	21.237	T. HALL	31.146	P. NERLICH	1:51.636	1:52.376	
10	H. KHOURI	27.046	P. NERLICH	32.368	T. HALL	21.246	L. BROWN	31.202	B. BAKER	1:51.652	1:52.046	
11	B. BAKER	27.047	L. BROWN	32.384	Z. LEVY	21.252	S. KAPILAWI-J	31.208	T. HALL	1:51.660	1:52.387	
12	S. KAPILAWI-J	27.059	L. JHONSTON	32.443	H. FORD	21.255	D. WHITESIDE	31.246	S. KAPILAWI-J	1:52.185	1:52.800	
13	Z. BUNTING	27.081	Z. LEVY	32.444	S. KAPILAWI-J	21.277	M. KUHNE	31.302	H. FORD	1:52.194	1:52.748	
14	T. HALL	27.161	B. BAKER	32.502	J. WOODS	21.344	Z. LEVY	31.319	Z. LEVY	1:52.237	1:52.487	
15	T. RELPH	27.194	M. KUHNE	32.525	Z. BUNTING	21.350	P. NERLICH	31.360	M. KUHNE	1:52.476	1:53.107	
16	Z. LEVY	27.222	S. KAPILAWI-J	32.641	P. NERLICH	21.356	G. POUTCH	31.366	L. BROWN	1:52.586	1:53.287	
17	M. KUHNE	27.254	J. WOODS	32.742	G. POUTCH	21.367	T. RELPH	31.436	L. JHONSTON	1:52.736	1:53.161	
18	L. JHONSTON	27.267	T. RELPH	32.768	M. KUHNE	21.395	H. FORD	31.458	Z. BUNTING	1:52.829	1:53.882	
19	L. BROWN	27.468	H. FORD	32.859	L. JHONSTON	21.412	Z. BUNTING	31.493	T. RELPH	1:52.880	1:53.102	
20	G. POUTCH	27.501	Z. BUNTING	32.905	T. RELPH	21.482	K. PICKERING	31.594	G. POUTCH	1:53.471	1:54.826	
21	K. PICKERING	27.764	C. AGOSTINI	32.943	K. PICKERING	21.494	L. JHONSTON	31.614	J. WOODS	1:53.637	1:54.035	
22	C. AGOSTINI	27.809	K. PICKERING	33.146	L. BROWN	21.532	J. WOODS	31.718	K. PICKERING	1:53.998	1:54.348	
23	J. WOODS	27.833	G. POUTCH	33.237	C. AGOSTINI	21.892	C. AGOSTINI	31.754	C. AGOSTINI	1:54.398	1:55.207	
24	B. PICKETT	28.265	B. PICKETT	33.506	K. AGOSTINI	22.149	H. STIFF	32.813	B. PICKETT	1:57.120	1:57.978	
25	K. AGOSTINI	28.442	K. AGOSTINI	33.722	A. COX	22.169	B. PICKETT	32.994	K. AGOSTINI	1:57.476	1:57.530	
26	H. STIFF	28.666	A. COX	34.093	H. STIFF	22.303	K. AGOSTINI	33.163	H. STIFF	1:58.059	1:58.482	
27	A. COX	28.790	H. STIFF	34.277	B. PICKETT	22.355	L. O'BRIEN	33.221	A. COX	1:58.354	1:58.930	
28	B. ANGELIDIS	29.086	B. ANGELIDIS	34.301	B. ANGELIDIS	22.789	J. CZMOK	33.246	B. ANGELIDIS	1:59.734	1:59.906	
29	L. O'BRIEN	29.423	L. O'BRIEN	34.576	L. O'BRIEN	22.822	A. COX	33.302	L. O'BRIEN	2:00.042	2:00.722	
30	W. BATSON	29.661	J. CZMOK	34.783	J. CZMOK	22.962	B. ANGELIDIS	33.558	J. CZMOK	2:00.941	2:01.201	
31	J. CZMOK	29.950	W. BATSON	35.504	W. BATSON	23.043	S. FAIRBROTH	33.757	W. BATSON	2:02.484	2:02.803	
32	S. FAIRBROTH	30.250	S. FAIRBROTH	35.606	C. WHITE	23.422	W. BATSON	34.276	S. FAIRBROTH	2:03.168	2:04.472	
33	C. WHITE	30.726	C. WHITE	35.660	S. FAIRBROTH	23.555	C. WHITE	34.380	C. WHITE	2:04.188	2:05.054	

Scott Laing
 Chief Time Keeper - Scott Laing

Tom Williams
 Clerk of Course - Tom Williams



Computime Race Timing Systems Pty Ltd © 1996
 Licensed to Computime Race Timing Systems

COMPUTIME RACE TIMING SYSTEMS PTY LTD
www.computime.com.au

E-mail: scott@computime.com.au / Ph: 0418 17 13 17

